

# MINIATURE Relief Valves

# RV56 Models Port Sizes: 1/8, 1/4



Model Shown: RV56-2G

- ◆ Inline mounting.
- ◆ Diaphragm-type design.
- ◆ Pressure gauge.
- ◆ NPTF port threads; optional BSPP threads.

## SPECIFICATIONS

**Ambient/Media Temperature:**

40° to 125°F (4° to 52°C).

**Body:** Aluminum.

**Dome and Knob:** Acetal.

**Fluid Media:** Compressed air.

**Relieving Range:** 1 to 100 psig (0.07 to 6.9 bar).

**Maximum Relief Flow Range:**

10 to 30 scfm (4.7 to 14 l/s) with a pressure differential of 10 to 15 psi (0.7 to 1 bar).

**Minimum Relief Flow:** 5 ml/minute.

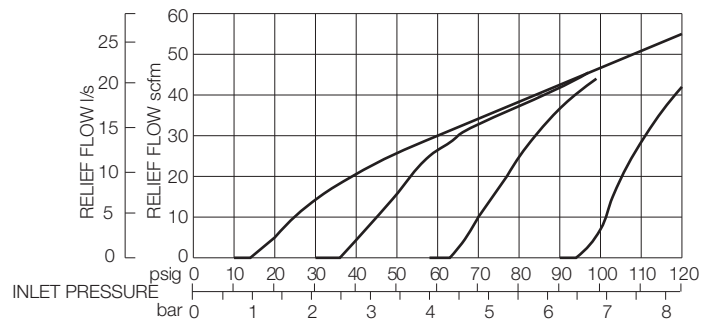
**Pressure Gauge:** 0 to 160 psig (11 bar); 1-1/2 inch dial face; 1/8 NPT gauge ports front and rear.

**Panel Mounting:** 1-3/16 inch (30 mm) hole required.

**Seals:** Nitrile.

**Maximum Inlet Pressure:** 300 P.S.I.

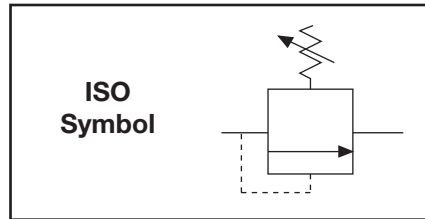
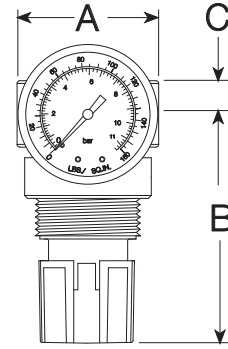
## FLOW CHART



**DIMENSIONS inches (mm)**

<b>A</b>	<b>B</b>	<b>C</b>	<b>Depth †</b>	<b>Weight †</b> lb (kg)
1.6 (41)	2.7 (68)	0.4 (10)	1.6 (41)	0.38 (0.16)

† Less gauge.



**MINIATURE Relief Valve RV56 Series**

**ORDERING INFORMATION**

Change the letters in the sample model number below to specify the relief valve you want.

**RV56 - 2 Y G W**

**PORT SIZE**

- 1/8 NPTF..... 1
- 1/4 NPTF..... 2

**OPTIONS**

- None. .... Leave Blank
- Springs: (0-100 psig standard)
- For optimum performance operating pressure should fall approximately in the middle of the spring range.
- 0-125 psig (0-8.6 bar) ..... H
- 0-50 psig (0-3.4 bar) ..... L
- 0-15 psig (0-1.0 bar) ..... L15
- 0-30 psig (0-2.1 bar) ..... L30

**PORT TYPE**

- NPTF threads ..... Leave Blank
- BSPP threads ..... W

**OPTIONS** (More than one option can be chosen. Add in alphabetical order)

- Delete gauge ..... Leave Blank
- 0-160 PSI Gauge ..... G
- Plastic mounting nut ..... P
- Metal mounting nut..... PN
- Hex plastic mounting nut ..... PE

**MOUNTING BRACKETS**

See page 320.