

Full-Size SERIES 380 Modular Externally Piloted Regulators

PR380 Models Port Sizes: 3/8, 1/2, 3/4

Available Color Caps

Yellow
(optional)



Red
(optional)



Blue
(optional)



Grey
(standard)



Model Shown: PR380-6G

- ◆ Modular or inline mounting.
- ◆ Self-relieving diaphragm design.
- ◆ Pressure gauge.
- ◆ NPTF port threads; optional BSPP threads.

Note: Pilot (control) regulators (order separately).

- ◆ General purpose applications order R56M-2, R60-2, R67-2, R100-2, or R380-3
- ◆ Precision applications order IR100-2, R57M-2, IR380-3 or ER valve

SPECIFICATIONS

Ambient/Media Temperature:

40° to 175°F (4° to 79°C).

Body: Zinc.

Dome: Zinc.

Fluid Media: Compressed air.

Inlet Pressure: 300 psig (21 bar) maximum.

Outlet Pressure: Adjustable 0 – 250 psig (0 – 17 bar).

Pilot Ports: 1/4 NPTF

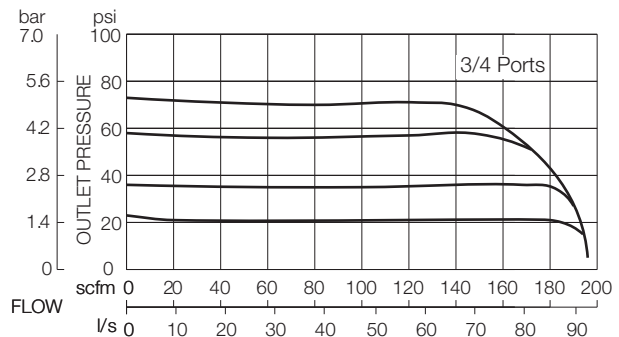
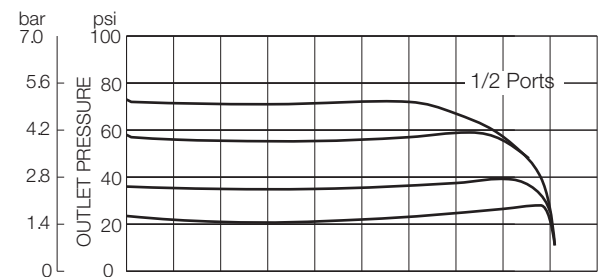
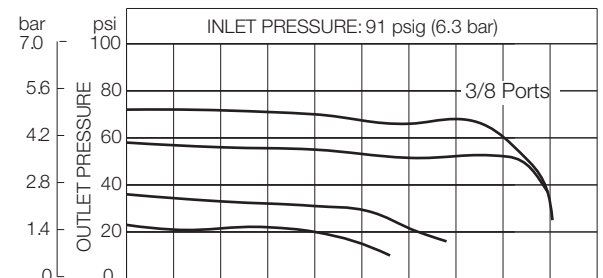
Pressure Gauge: 0 to 200 psig (14 bar); 1/4 NPT gauge ports front and rear.

Seals: Nitrile.

Valve: Brass.

Valve Cap: Nylon.

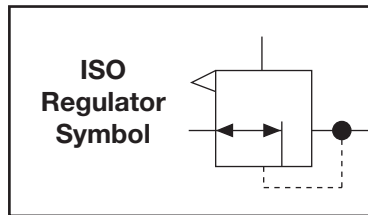
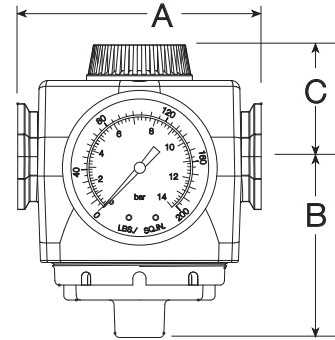
FLOW CHARTS



DIMENSIONS inches (mm)

A	B	C	Depth †	Weight † lb (kg)
3.5 (87)	2.4 (62)	1.6 (40)	2.9 (73)	2.20 (1.00)

† Less gauge.



ORDERING INFORMATION

Change the letters in the sample model number below to specify the regulator you want.

NOTE: Order a pilot operator such as **R55-2**, **R56-2**, or **IR100-2** separately.

PR380 - 3 Y G W

PORT SIZE

- 3/8 NPTF..... 3
- 1/2 NPTF..... 4
- 3/4 NPTF..... 6

PORT TYPE

- NPTF threads Leave Blank
- BSPB threads W

OPTIONS

- None Leave Blank
- 0-200 PSI Gauge G

OPTIONS (More than one option can be chosen. Add in alphabetical order)

- None Leave Blank
- Non-relieving A
- Cap Color: Grey is standard
- MP yellow C1
- Red..... C2
- Mid blue..... C3

MOUNTING BRACKETS
See page 320.