

# SENTRY Modular Lubricators

# L10 Models Port Sizes: 1/8, 1/4; Tube Fittings



Model Shown: L10-2

- ◆ Modular assembly and mounting.
- ◆ Threaded ports or quick-connect fittings for tubing up to 10 mm in diameter.
- ◆ Wick-feed design.
- ◆ NPTF port threads; optional BSPP threads.

## SPECIFICATIONS

**Ambient/Media Temperature:**

40° to 125°F (4° to 52°C).

**Body:** Acetal.

**Bowl:** 2-Ounce (60-ml) capacity polycarbonate plastic; optional aluminum bowl.

**Fluid Media:** Compressed air.

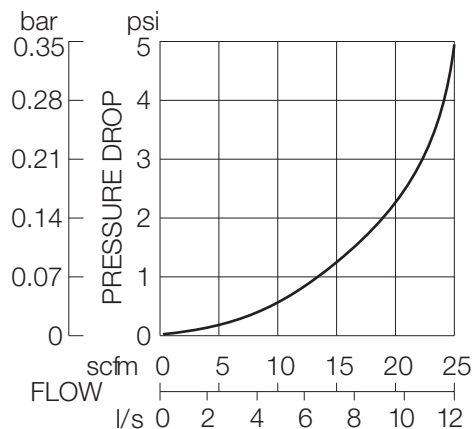
**Inlet Pressure:** 150 psig (10 bar) maximum.

**Oil Adjustment:** External, no shutoff.

**Seals:** Nitrile.

## FLOW CHART

Inlet Pressure: 100 psig (7 bar)

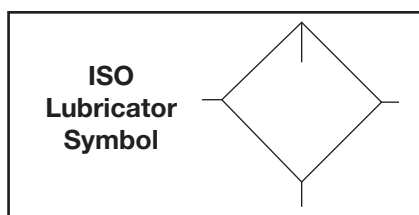
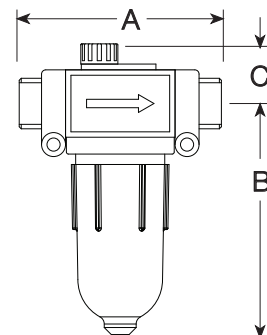


Minimum Flow: 1 scfm (0.47 l/s)

## DIMENSIONS inches (mm)

Ports	A	B †	C	Depth	Weight lb (kg)
No Port	1.7 (43)	3.6 (91)	0.9 (22)	1.8 (45)	0.17 (0.08)
1/8, 1/4	3.0 (76)	3.6 (91)	0.9 (22)	1.8 (45)	0.37 (0.17)
Models below have quick-connect fittings for tubing.					
1/4	3.4 (86)	3.6 (91)	0.9 (22)	1.8 (45)	0.37 (0.17)
3/8	3.9 (99)	3.6 (91)	0.9 (22)	1.8 (45)	0.37 (0.17)
4 mm	3.4 (86)	3.6 (91)	0.9 (22)	1.8 (45)	0.37 (0.17)
6 mm	3.4 (86)	3.6 (91)	0.9 (22)	1.8 (45)	0.37 (0.17)
8 mm	3.4 (86)	3.6 (91)	0.9 (22)	1.8 (45)	0.37 (0.17)
10 mm	3.9 (99)	3.6 (91)	0.9 (22)	1.8 (45)	0.37 (0.17)

† Dimension is for plastic bowl; metal bowl is 3.8 (97).



## ORDERING INFORMATION

Change the letters in the sample model number below to specify the lubricator you want.

L10 P - 2 X Y W

<p><b>BOWL TYPE</b></p> <p>Plastic ..... L10</p> <p>Metal..... BL10</p> <p><b>MOUNTING HOLE LOCATION</b></p> <p>Bottom mount (Standard) ..... Leave Blank</p> <p>Top mount ..... P</p> <p><b>INLET PORT SIZE</b></p> <p>No Inlet and Outlet Ports. .. Leave blank</p> <p><b>Threaded:</b></p> <p>1/8 NPTF ..... 1</p> <p>1/4 NPTF ..... 2</p> <p><b>Fittings for Tubing:</b></p> <p>1/4 ..... 04</p> <p>3/8 ..... 06</p> <p>4 mm ..... M4</p> <p>6 mm ..... M6</p> <p>8 mm ..... M8</p> <p>10 mm ..... M10</p>	<p><b>PORT TYPE</b></p> <p>As specified in <b>INLET PORT</b>... Leave Blank</p> <p>BSPP threads on both ports..... W</p> <p><b>OPTIONS</b></p> <p>None ..... Leave Blank</p> <p>Quick-fill Q-cap..... Q</p> <p><b>OUTLET PORT SIZE</b></p> <p>Same as inlet port ..... Leave Blank</p> <p><b>Threaded:</b></p> <p>1/8 NPTF ..... 1</p> <p>1/4 NPTF ..... 2</p> <p><b>Fittings for Tubing:</b></p> <p>1/4 ..... 04</p> <p>3/8 ..... 06</p> <p>4 mm ..... M4</p> <p>6 mm ..... M6</p> <p>8 mm ..... M8</p> <p>10 mm ..... M10</p>
--	---