

Full-Size VANGUARD High-Relief Externally Piloted Regulator

HPR100 Models Port Sizes: 1/4, 3/8, & 1/2



Model Shown: HPR100-4G

SPECIFICATIONS

Ambient/Media Temperature:

0° to 158°F (-18° to 70°C).

Body and Dome: Aluminum.

Seals: Nitrile.

Valve: Brass.

Valve Cap: Glass filled Nylon.

Fluid Media: Compressed air.

Inlet Pressure:

10 psig (0.7 bar) minimum.

400 psig (27.6 bar) maximum.

Outlet Pressure: 0 to 250 psig (0 to 17.3 bar).

Pilot Ports: 1/4 NPTF.

Pressure Gauge: 0 to 200 psig (0 to 14 bar);

Optional 0 to 600 psig (0 to 41.4 bar).

1/4-NPTF Inlet/Outlet ports, 1/4-NPTF gauge ports.

3/8-NPTF Inlet/Outlet ports, 3/8-NPTF gauge ports.

1/2-NPTF Inlet/Outlet ports, 1/2-NPTF gauge ports.

Designed for systems that require high-relief and pressure regulation. Can be installed in an inaccessible location with a control regulator in an accessible location.

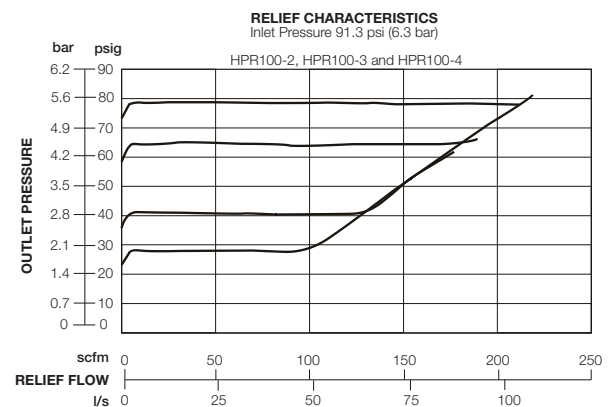
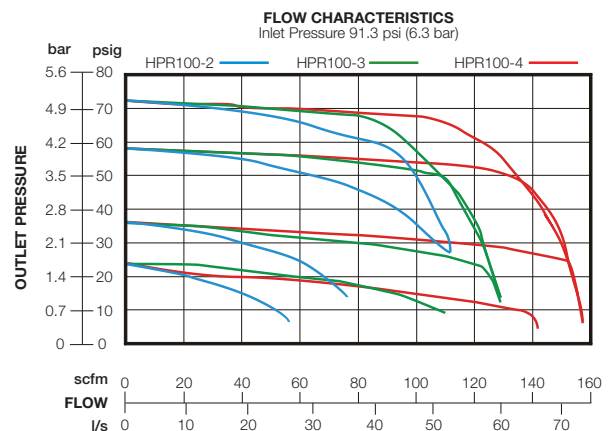
- ◆ Inline mounting.
- ◆ Diaphragm-type design.
- ◆ Optional pressure gauges.
- ◆ Flow rates exceed 150 scfm.
- ◆ NPTF port threads; optional BSPP threads.
- ◆ High relief characteristics up-to 200 scfm.

Note: Pilot (control) regulators (ordered separately).

◆ General purpose applications order **R56M-2, R60-2, R67-2, R100-2, or R380-3**

◆ Precision applications order **IR100-2, R57M-2, IR380-3 or ER valve.**

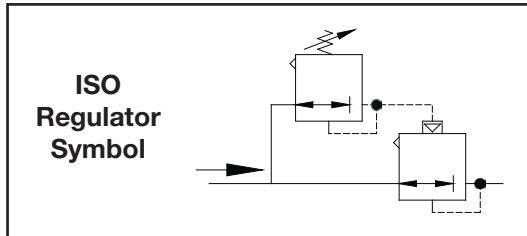
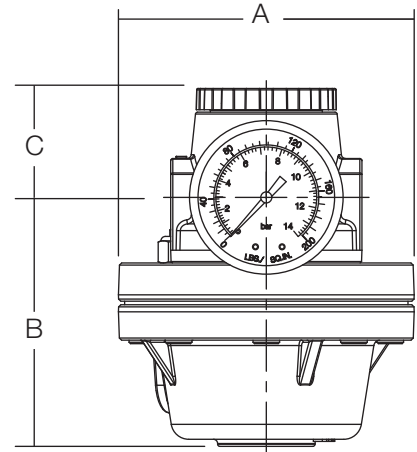
FLOW CHARTS



DIMENSIONS inches (mm)

A	B	C	Depth †	Weight †
				lb (kg)
4.18 (106.0)	3.52 (89.3)	1.54 (39.1)	4.18 (106)	4.84 (2.2)

† Less gauge.



ORDERING INFORMATION

Change the letters in the sample model number below to specify the regulator you want.

NOTE: Order a pilot operator such as **R55-2**, **R56-2**, or **IR100-2** separately.

HPR100 - 3 G W

PORT and GAUGE PORT SIZE

- 1/4-NPTF Inlet/Outlet 2
- 1/4-NPTF gauge ports.
- 3/8-NPTF Inlet/Outlet 3
- 3/8-NPTF gauge ports.
- 1/2-NPTF Inlet/Outlet 4
- 1/2-NPTF gauge ports.

PORT TYPE

- NPTF threads Leave Blank
- BSPP threads W

OPTION

- None Leave Blank
- 0-200 PSI Gauge * G
- 0-600 PSI Gauge * G1

* = Reducing bushings are used in any gauge ports other than 1/4". Port size 3/8 and 1/2 will require bushings. (see accessories page for gauge kits with bushings).