

SENTRY Modular General Purpose Filters

FD10 Models Port Sizes: 1/8, 1/4; Tube Fittings



Model Shown: FD10-2

- ◆ Modular assembly and mounting.
- ◆ Threaded ports or quick-connect fittings for tubing up to 10 mm in diameter.
- ◆ 5- μ m-rated polyethylene filter element; optional sintered bronze elements.
- ◆ High-strength polycarbonate plastic filter bowl; optional metal bowl.
- ◆ Internal automatic drain; optional manual drain.
- ◆ NPTF port threads; optional BSPP threads.

SPECIFICATIONS

Ambient/Media Temperature:

40° to 125°F (4° to 52°C).

Body:

Acetal.

Bowl: 2-Ounce (60-ml) capacity polycarbonate plastic; optional aluminum bowl.

Bowl Drain:

Internal automatic drain; optional manual drain.

Filter Element: 5- μ m-rated polyethylene; optional 5- μ m, 20- μ m, or 40- μ m sintered bronze.

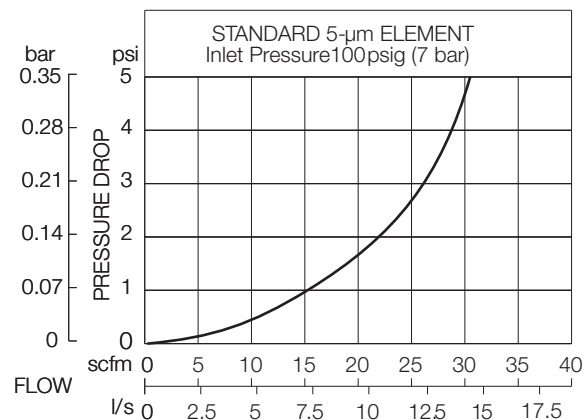
Fluid Media: Compressed air.

Inlet Pressure:

15 psig (1 bar) minimum with automatic drain.
150 psig (10 bar) maximum.

Seals: Nitrile.

FLOW CHART

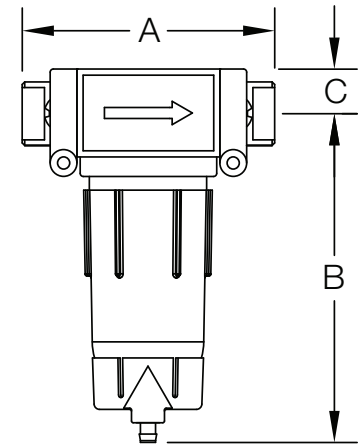


DIMENSIONS inches (mm)

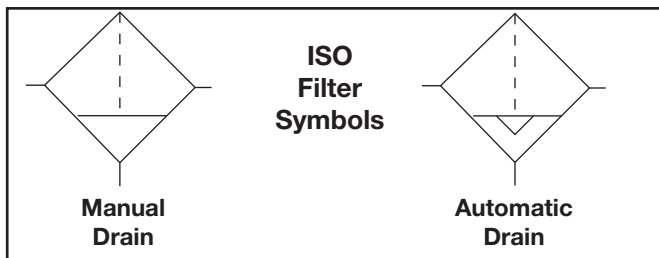
| Ports | A | B † | C | Depth | Weight |
|----------|----------|----------|----------|----------|-------------|
| | | | | | lb (kg) |
| No Port | 1.7 (43) | 3.9 (99) | 0.5 (13) | 1.8 (45) | 0.27 (0.12) |
| 1/8, 1/4 | 3.0 (76) | 3.9 (99) | 0.5 (13) | 1.8 (45) | 0.49 (0.22) |

Models below have quick-connect fittings for tubing.

| | | | | | |
|-------|----------|----------|----------|----------|-------------|
| 1/4 | 3.4 (86) | 3.9 (99) | 0.5 (13) | 1.8 (45) | 0.47 (0.21) |
| 3/8 | 3.9 (99) | 3.9 (99) | 0.5 (13) | 1.8 (45) | 0.47 (0.21) |
| 4 mm | 3.4 (86) | 3.9 (99) | 0.5 (13) | 1.8 (45) | 0.47 (0.21) |
| 6 mm | 3.4 (86) | 3.9 (99) | 0.5 (13) | 1.8 (45) | 0.47 (0.21) |
| 8 mm | 3.4 (86) | 3.9 (99) | 0.5 (13) | 1.8 (45) | 0.47 (0.21) |
| 10 mm | 3.9 (99) | 3.9 (99) | 0.5 (13) | 1.8 (45) | 0.47 (0.21) |



† Dimension for plastic bowl; metal bowl is 4.3 (109).



REPLACEMENT FILTER ELEMENT KITS

| Element Type | Kit Number |
|--------------------------------------|-------------|
| 5-µm polyethylene (Std element)..... | KA130-27PE5 |
| 5-µm bronze | KA130-27E5 |
| 20-µm bronze | KA130-27E4 |
| 40-µm bronze | KA130-27E3 |

ORDERING INFORMATION

Change the letters in the sample model number below to specify the filter you want.

B FD 10 P - 2 X Y W

BOWL TYPE

Plastic bowl Leave Blank
Metal bowl B

BOWL DRAIN

Internal automatic drain FD
Manual drain F

MOUNTING HOLE LOCATION

Bottom mount (standard) Leave Blank
Top mount P

INLET PORT SIZE

No inlet & outlet ports Leave Blank

Threaded:

1/8 NPTF -1
1/4 NPTF -2

Fitting for tubing:

1/4 -04
3/8 -06
4mm -M4
6mm -M6
8mm -M8
10mm -M10

PORT TYPE

As specified in **INLET PORT** Leave Blank
BSPB threads on both ports W

OPTIONS (*More than one option can be chosen. Add in alphabetical order.*)

None Leave Blank

Polyethylene filter element:

5-µm rating Leave Blank

Bronze filter element:

5-µm rating E5

20-µm rating E4

40-µm rating E3

No Drain (*lubricator bowl*) LDC

Use manual drain option under

BOWL DRAIN SECTION as well.

OUTLET PORT SIZE

Same as inlet port Leave Blank

Threaded:

1/8 NPTF -1

1/4 NPTF -2

Fitting for tubing:

1/4 -04

3/8 -06

4mm -M4

6mm -M6

8mm -M8

10mm -M10